

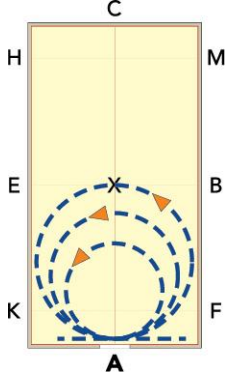
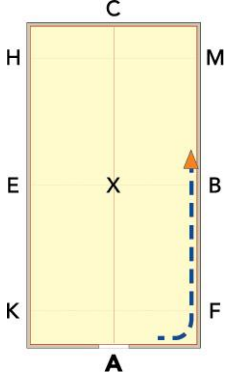
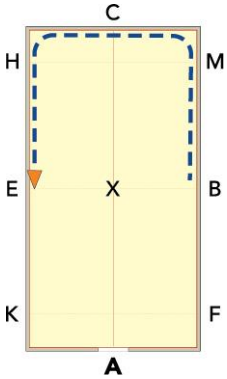
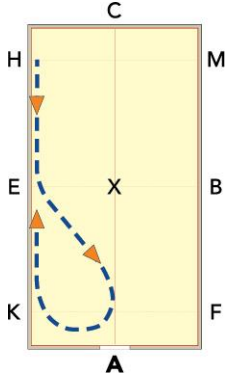
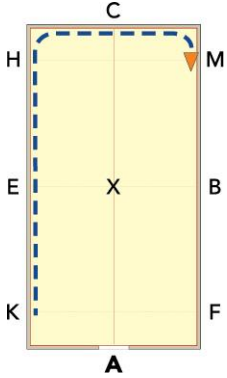
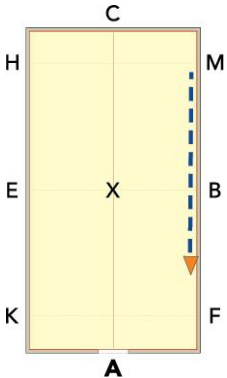
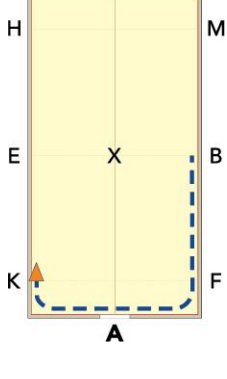
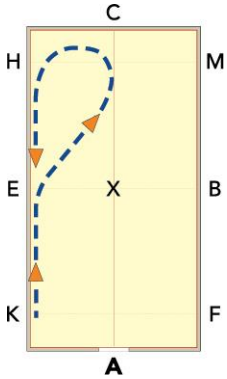
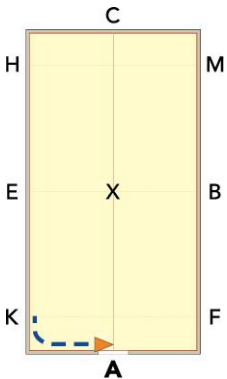
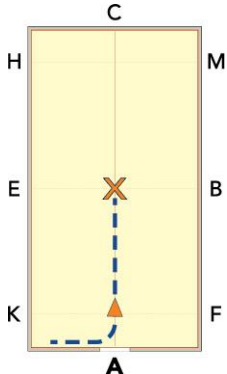
ANWE Ltd Dressage Test
Level 4 Debutante W
Test 4.B
Version 2018 (Amended 2020)



Important Note: This test diagram is an indication only to assist riders and judges to follow the test, it is NOT the official test sheet and therefore must be used in conjunction with the official ANWE test sheet

Time Allowed: 8 minutes
Arena Size: 20m x 40m Arena

<p>1. A Enter Working Canter X Halt (2-3 steps walk allowed), Immobility, Salute Proceed Collected Trot</p>		<p>2. G 10 m circle Left G 10 m circle Right C Track Left</p>		<p>3. HXF Several steps in Medium Trot, sitting or rising</p>	
<p>4. A Down centreline DB Leg Yield Right BG Leg Yield Left C Track Right</p>		<p>5. Between C & M Medium Walk</p>		<p>6. MEK Extended Walk</p>	
<p>7. KD Medium Walk</p>		<p>8. D Halt, Immobility, Reinback 4 steps, Proceed Working Trot F Track Right</p>		<p>9. A Working Canter</p>	
<p>10. KH Medium Canter H Working Canter</p>		<p>11. C Circle Right 20 m C Circle Right 18 m C Circle Right 16 m, showing some beginnings of collection in canter on 16 m circle</p>		<p>12. Between M & K Simple change near centreline</p>	

<p>13. A Circle Left 20 m A Circle Left 18 m A Circle Left 16 m, showing some beginnings of collection in canter on 16 m circle</p>		<p>14. B Simple change to Counter Canter</p>		<p>15. BMCH Counter Canter</p>	
<p>16. E Leave track at E towards D, Half 10 m circle to K</p>		<p>17. KH Working Canter HCM Working Canter</p>		<p>18. B Simple change to Counter Canter</p>	
<p>19. BFAK Counter Canter</p>		<p>20. E Leave track at E towards G, Half 10 m circle to H</p>		<p>21. K Working Trot</p>	
<p>22. A Down centreline X Halt, Immobility , Salute</p>		<p>Leave arena at A on a loose rein</p>	